

Burns & Plastic Surgery - Daily wound care chart

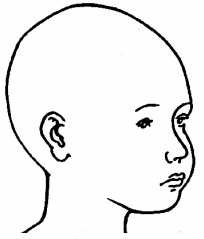
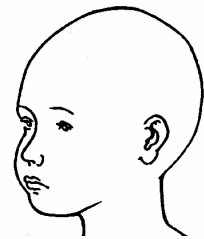
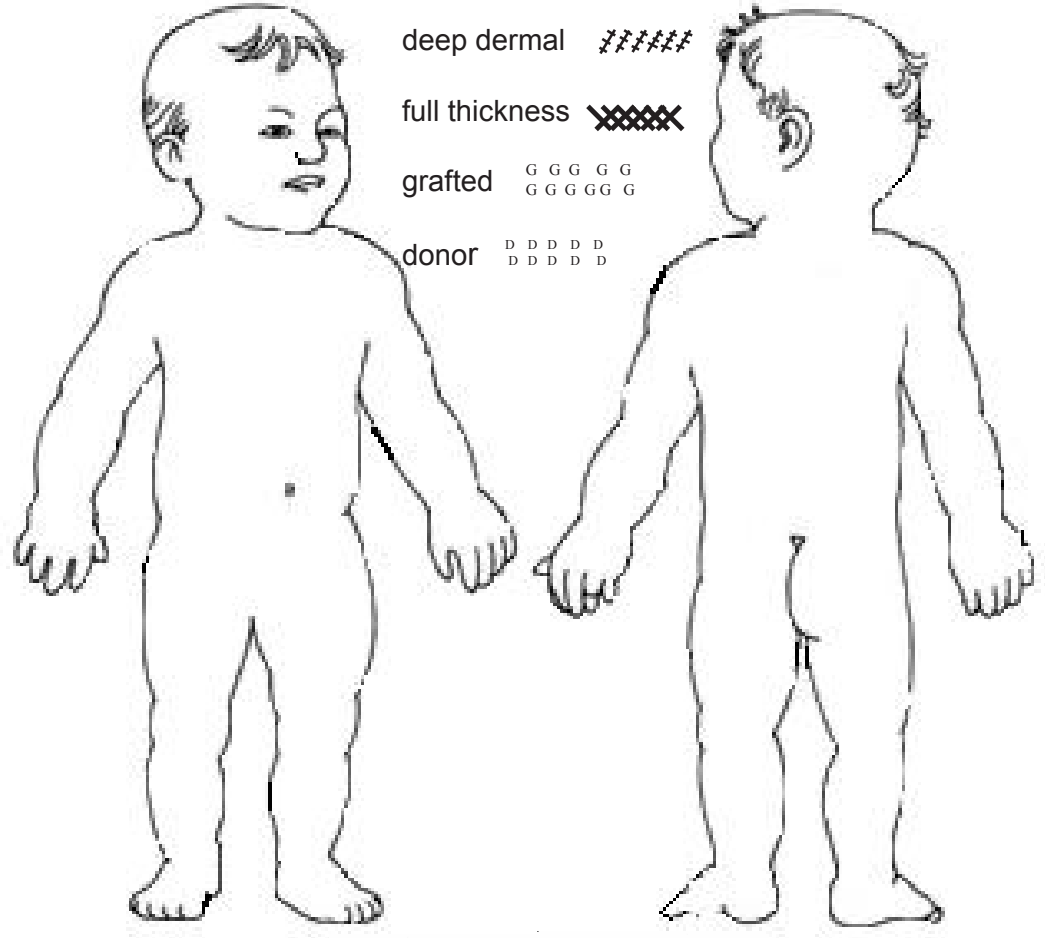
superficial/partial **//////**

deep dermal **#####**

full thickness **XXXXX**

grafted **G G G G G
G G G G G**

donor **D D D D D
D D D D D**



Left



Right

Wound No. (see body map)	1	2	3	4	5
Size of wound (cm)					
Depth of wound superficial partial deep dermal full thickness Grade 1, 2, 3, 4					
Stage of healing eschar sloughy granulating epitheliasing over granulating healed					
Exudate dry, +, ++, +++					
signs of infection cellulitic odour heat pain					
Comments					
Swab taken: yes or no					
Photo taken: yes or no					
Seen by Dr (grade)					
Analgesia used (state)					
Pain score (0 - 10)					
Dressing used (state)					
Dressing next due:					

	Wound care evaluation/comment sheet (please date time and sign each entry)