

Burns & Plastic Surgery - Daily wound care chart


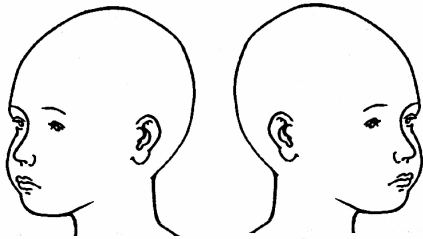
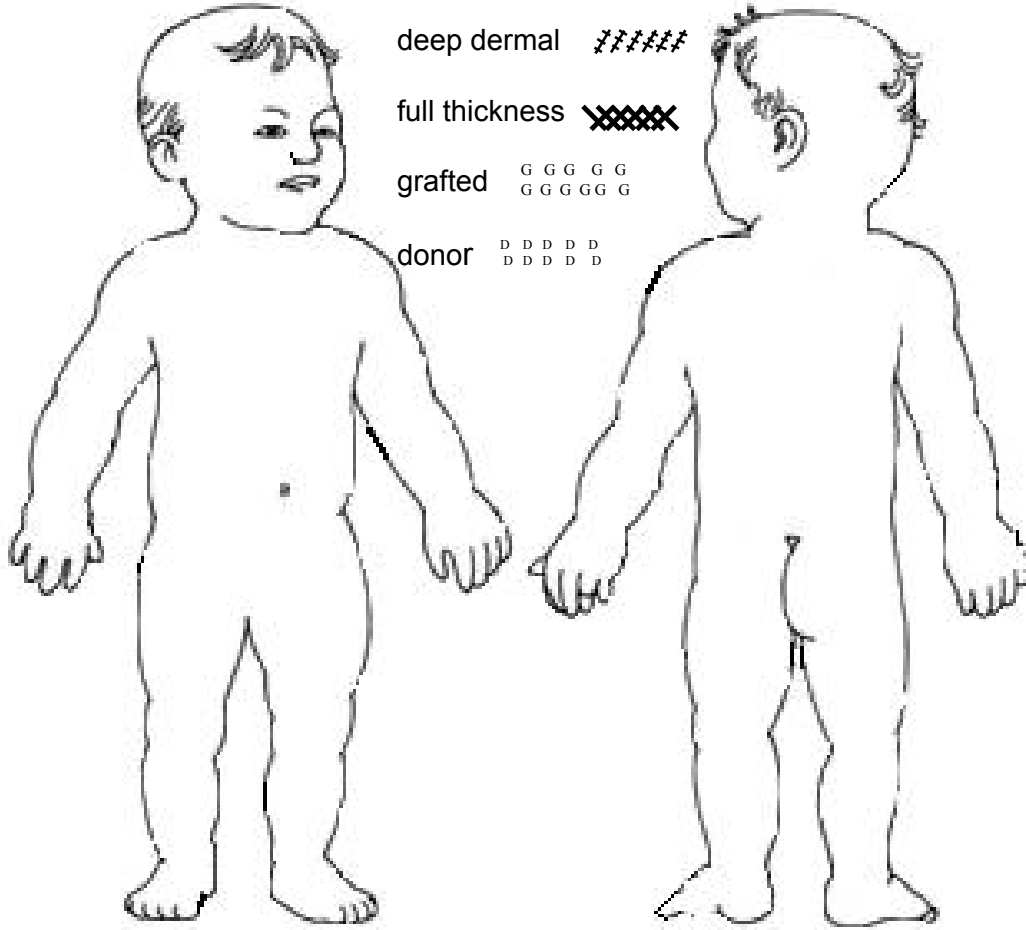
superficial/partial **//////**

deep dermal **#####**

full thickness **XXXXX**

grafted **G G G G G
G G G G G**

donor **D D D D D
D D D D D**



Wound No. (see body map)	1	2	3	4
Size of wound (cm/%)				
Depth of wound superficial partial deep dermal full thickness Grade 1, 2, 3, 4				
Stage of healing eschar sloughy granulating epitheliasing over granulating healed				
Exudate dry, +, ++, +++				
signs of infection cellulitic odour heat pain				
Comments				
Swab taken: yes or no				
Photo taken: yes or no				
Seen by Dr (grade)				
Analgesia used (state)				
Pain score (0 - 10)				
Dressing used (state)				
Dressing next due:				

