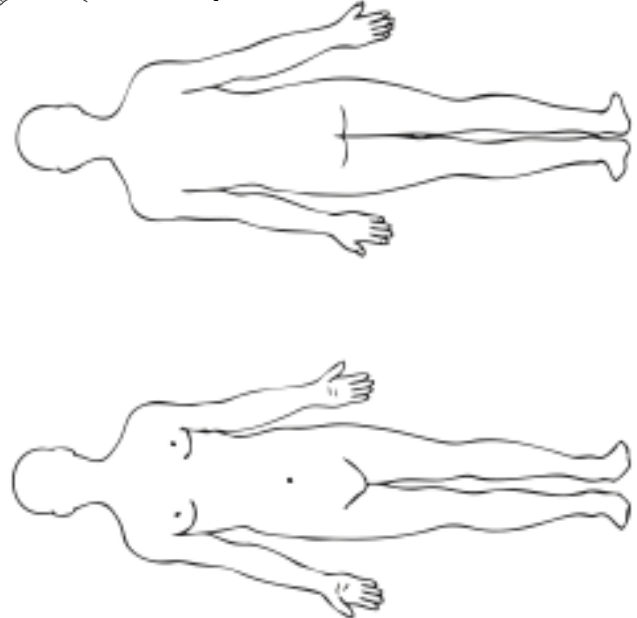
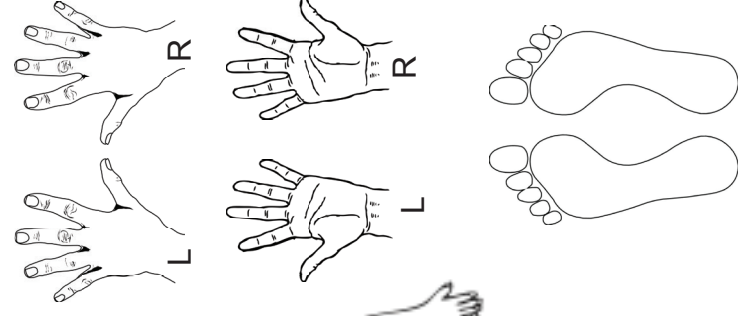
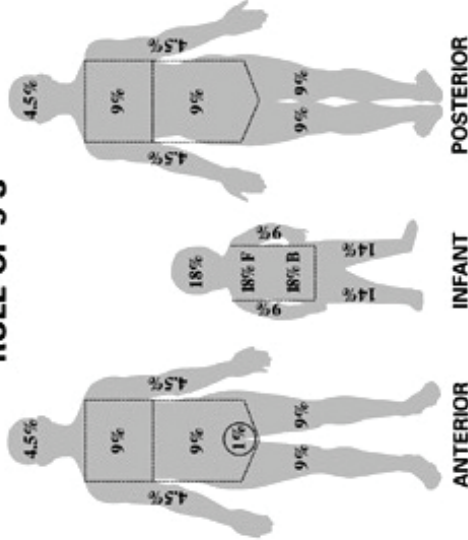


Complex Wound Assessment

Name:

Hospital No:

RULE OF 9'S



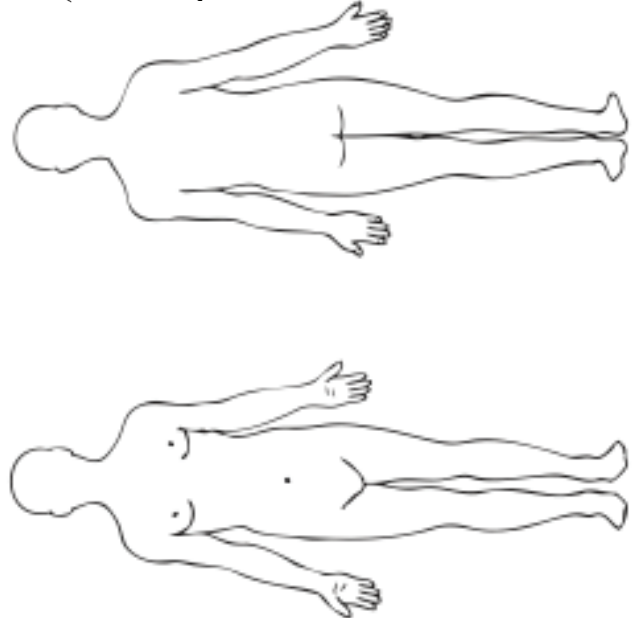
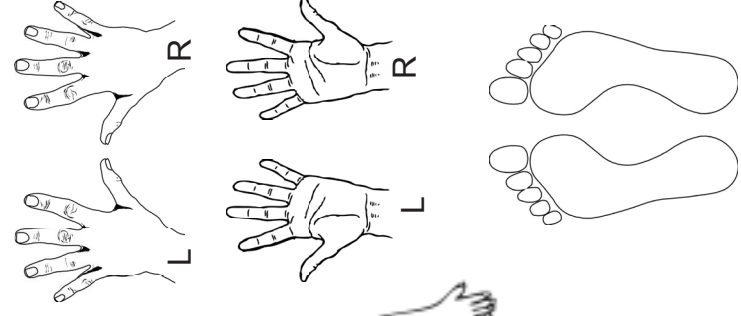
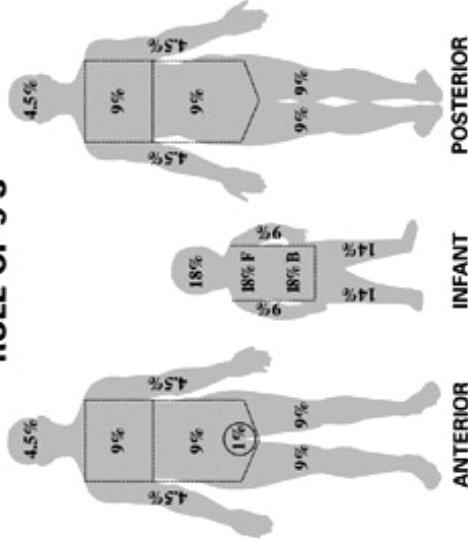
Wound	1	2	3	4
Location of wound				
Size of wound (%TBSA or cm)				
Appearance Erythema Superficial/partial ///// Deep dermal ##### Full thickness XXXXXX Grafted ooooo				
Stage of healing Eschar Sloughy Granulating Epithelising Over granulating Healed				
Exudate				
Signs of infection Cellulitic Odour Heat Pain				
Swabs taken (date)				
Photographed (date)				
Analgesia given				
Pain score				
Itch score				
Dressing used				
Next dressing due				

Complex Wound Assessment

Name:

Hospital No:

RULE OF 9'S



Wound	1	2	3	4
Location of wound				
Size of wound (%TBSA or cm)				
Appearance Erythema Superficial/partial ///// Deep dermal ##### Full thickness XXXXXX Grafted ooooo				
Stage of healing Eschar Sloughy Granulating Epithelising Over granulating Healed				
Exudate				
Signs of infection Cellulitic Odour Heat Pain				
Swabs taken (date)				
Photographed (date)				
Analgesia given				
Pain score				
Itch score				
Dressing used				
Next dressing due				